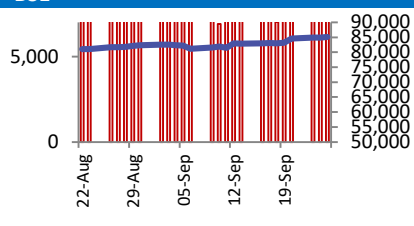
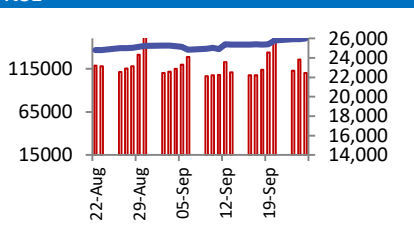


BSE		NSE																													
	<table border="1"> <tr><td>Open</td><td>84836</td></tr> <tr><td>High</td><td>85247</td></tr> <tr><td>Low</td><td>84743</td></tr> <tr><td>Close</td><td>85170</td></tr> <tr><td>Change</td><td>256</td></tr> <tr><td>Volume (Lacs)</td><td>9334</td></tr> <tr><td>Turnover (Rs.inCr)</td><td>9979</td></tr> </table>	Open	84836	High	85247	Low	84743	Close	85170	Change	256	Volume (Lacs)	9334	Turnover (Rs.inCr)	9979		<table border="1"> <tr><td>Open</td><td>25899</td></tr> <tr><td>High</td><td>26033</td></tr> <tr><td>Low</td><td>25871</td></tr> <tr><td>Close</td><td>26004</td></tr> <tr><td>Change</td><td>64</td></tr> <tr><td>Volume(Lacs)</td><td>49274</td></tr> <tr><td>Turnover(Rs.in Cr)</td><td>109967</td></tr> </table>	Open	25899	High	26033	Low	25871	Close	26004	Change	64	Volume(Lacs)	49274	Turnover(Rs.in Cr)	109967
Open	84836																														
High	85247																														
Low	84743																														
Close	85170																														
Change	256																														
Volume (Lacs)	9334																														
Turnover (Rs.inCr)	9979																														
Open	25899																														
High	26033																														
Low	25871																														
Close	26004																														
Change	64																														
Volume(Lacs)	49274																														
Turnover(Rs.in Cr)	109967																														

World Markets	Current	Previous	Pt. Chg	Var(%)
Dow	41915	42208	(293)	-0.7%
Dow Futures	42342	42276	66	0.2%
Nasdaq	18082	18075	8	0.0%
FTSE	8269	8283	(14)	-0.2%
Nikkei	38813	37870	943	2.5%
Hang Seng	19467	19129	338	1.8%
Gift Nifty	26063	26035	28	0.1%
Straits Singapore	3609	3583	26	0.7%
South Korea	2650	2596	54	2.1%
Taiwan	22913	22762	152	0.7%
Shanghai	2919	2896	23	0.8%

Commodity Prices	Current	Previous	Pt. Chg	Var(%)
Copper (\$/MT)	9782	9813	(31.5)	-0.3%
Alumin (\$/MT)	2536	2539	(2.5)	-0.1%
Zinc (\$/MT)	2995	2998	(3.0)	-0.1%
Brent Crude (\$/bbl)	73.5	73.5	0.1	0.1%
Gold (\$/Ounce)	2658	2657	1.0	0.0%
Silver (\$/Ounce)	31.8	31.8	(0.0)	0.0%
Light Crude (\$/bbl)	69.8	69.7	0.1	0.1%
N G (\$/mmbtu)	2.7	2.6	0.0	1.1%
Sugar (\$/MT)	597.1	595.4	1.7	0.3%
Rubber (Rs./kg)	228.0	228.0	0.0	0.0%
Baltic Dry Index	2016	2014	2.0	0.1%

Currency Exchange Rate	Current	Previous	Var(%)
Rs./\$ rate	83.60	83.67	-0.08%
Rs./ Euro	93.51	93.17	0.37%
Rs./Chinese Yuan	11.91	11.89	0.21%
Yen /\$ rate	144.85	144.75	0.07%
\$ US/Euro	1.11	1.11	0.08%

Dollar Index	Current	Previous	Var(%)
Dollar Index	105.26	105.28	-0.02%

Support/ Resistance Levels for Today		
	Nifty	Bank Nifty Fut
Support 1	25930	53800
Support 2	25840	53500
Resistance	26100	54500

Securities in Ban For Trade	
ABFRL	HINDCOPPER
GRANULES	IDEA
IEX	

### Market Review

**US:** US stocks lost steam on Wednesday after markets hit all-time highs, with the three major gauges closing mixed as investors debated the health of the economy and the chances of another jumbo rate cut.

**Asia:** Asia-Pacific share indices continued to gain on Thursday as weak Japanese yen, and China stimulus supported two large stock markets in the region.

**India:** On Wednesday, the Indian stock market indices ended higher, with the benchmark Nifty 50 closing above the 26,000 level for the first time. **Market is expected to open on a positive note and likely to witness range bound move during the day.**

**Global economy:** Turkish households' expectations for annual inflation 12 months ahead stood at 71.6% in September, the central bank said on Wednesday, down 1.5 points from a month earlier. Market participants' expectations for annual inflation 12 months ahead fell by 1.2 points to 27.5% in September, the data showed, leaving a wide gap with households. The real sector's inflation expectations for the same period dropped 2.7 points to 51.1% in September, it also showed. The central bank has said that one factor determining when it will begin easing policy is the extent to which households' and the real sector's expectations converge with its and the market's view.

Australian consumer price inflation slowed to a three-year low in August thanks to government rebates on electricity, while core inflation hit its lowest since early 2022 in welcome progress that could open the door to rate cuts. Market reaction was restrained because the central bank already said it would look through the decline in headline inflation, which is temporary and not enough to justify rate cuts in the near-term.

**Commodities:** Oil prices were little changed on Thursday after falling in the previous session as signs of higher fuel demand and falling stockpiles in the U.S., the world's biggest oil user, offset concerns over demand elsewhere, particularly in China.

Gold prices steadied on Thursday after hitting a record high on the previous session, aided by the expectations for another big rate cut by the U.S. Federal Reserve, while traders await Federal Reserve Chair Jerome Powell's comments for further hints on the policy outlook.

**Currency:** The dollar held firm on Thursday following its sharpest rally since early June as traders looked ahead to speeches from key Federal Reserve policy makers later in the day for clues on the pace of interest rate cuts.

FII Derivative Transactions (Rs. Cr)

Contracts	Purchase		Sell		Net	Open Interest (OI)		OI (Previous day)		Change	
	Contract	Value	Contract	Value	Value	Contract	Value	Contract	Value	Contract	Value
Index Future	142159	9720	152670	10400	(680)	694911	46227	758068	51425	(63157)	(5198)
Index Option	44190515	3372114	44902650	3428830	(56716)	7511186	504480	8514675	596477	(1003489)	(91997)
Stock Future	1292910	105329	1333954	108381	(3052)	4292104	348971	4343466	353492	(51362)	(4521)
Stock Option	477829	41096	455024	39264	1832	754168	61967	787885	65037	(33717)	(3070)
<b>Total</b>	<b>46103413</b>	<b>3528259</b>	<b>46844298</b>	<b>3586875</b>	<b>(58616)</b>	<b>13252369</b>	<b>961645</b>	<b>14404094</b>	<b>1066431</b>	<b>(1151725)</b>	<b>(104786)</b>

FII All Activity-BBG (Rs Cr)

	Buy	Sell	Net
17-Sep-24	26057	23676	2381
19-Sep-24	18789	18378	411
20-Sep-24	60832	45651	15181
23-Sep-24	13965	11933	2032
24-Sep-24	22005	23460	(1454)
<b>Month to date- Sep</b>	<b>337513</b>	<b>289558</b>	<b>47955</b>

FII (Prov.) (Rs Cr)

	Buy	Sell	Net
19-Sep-24	17852	20400	(2548)
20-Sep-24	59452	45388	14064
23-Sep-24	12095	11690	404
24-Sep-24	20111	22896	(2784)
25-Sep-24	15087	16061	(974)
<b>Month to date-Sep</b>	<b>323656</b>	<b>300345</b>	<b>23311</b>

DII (Prov.) (Rs. Cr)

	Buy	Sell	Net
19-Sep-24	16235	14222	2013
20-Sep-24	16987	21415	(4427)
23-Sep-24	11666	10644	1023
24-Sep-24	15940	12071	3868
25-Sep-24	12899	11120	1779
<b>Month to date-Sep</b>	<b>235574</b>	<b>219652</b>	<b>15923</b>

FII Debt - BBG (Rs. Cr)

	Buy	Sell	Net
17-Sep-24	2683	1669	1014
19-Sep-24	258	431	(173)
20-Sep-24	3331	844	2487
23-Sep-24	2672	864	1808
24-Sep-24	2106	1434	673
<b>Month to date- Sep</b>	<b>39301</b>	<b>16195</b>	<b>23106</b>

Market Breadth

	BSE		NSE	
	No.	%	No.	%
Advance	1661	41%	1131	40%
Decline	2305	57%	1637	58%
Unchanged	99	2%	53	2%

Market Turnover

	25-Sep	24-Sep	Var (%)
BSE Cash	9979	7285	37%
NSE Cash	109967	125748	-13%
NSE Futures	356679	381380	-6%
NSE Options	56691387	46552819	22%
Total (Rs.Cr)	57168012	47067232	21%

Volatility Index

	25-Sep	24-Sep
Volatility Index	12.74	13.39

Index PE - TTM

	25-Sep	Yr. High	Yr. Low
Sensex	25.0	26.0	21.8
Nifty	24.2	28.8	20.3

Corporate News

**Zen Technologies Unveils Four Advanced Remote-Controlled Weapon Systems to Boost India's Defense Capabilities**

Zen Technologies has launched four innovative remote-controlled weapon systems in partnership with its subsidiary, AI Turing Technologies. The new systems include the RCWS – 7.62 x 51 MMG (Parashu), tank-mounted RCWS – 12.7 x 108 HMG (Fanish), naval RCWS – 12.7 x 99 HMG (Sharur), and an artillery rugged camera (Durgam). These advancements are designed to enhance operational efficiency for India's military across various environments. (Mint)

**Cipla To Buy Out Local Partner's Stake In Chinese Subsidiary For Over Rs 42 Crore**

Cipla (EU) Ltd. will acquire the entire 6.9% equity interest of Jiangsu Xidi Pharmaceuticals Co. in the subsidiary for 35 million Chinese yuan, or around Rs 42.6 crore, according to an exchange filing. Cipla Jiangsu was incorporated in China in Aug. 2019 as a joint venture between Cipla (EU) and Xidi for the purpose of manufacturing, selling, and distributing pharmaceutical products, research and development services, and analytical development services. Cipla Jiangsu operates a manufacturing facility in China, primarily focused on inhalation response products. (BS)

Economy

**India's foodgrain production hits record 332.22 mn tonne in 2023-24**

India's foodgrain production reached a record 332.22 million tonne in the 2023-24 crop year ended June, driven by bumper wheat and rice output. Rice production touched a record 137.82 million tonne, up from 135.75 million tonne in 2022-23. Wheat output also hit a high of 113.29 million tonne as compared to 110.55 million tonne the previous year. However, pulses production declined to 24.24 million tonne from 26.05 million tonne and oilseeds output fell to 39.66 million tonne from 41.35 million tonne. (ET)

International

**Sodexo considering takeover of Aramark**

France's Sodexo SA is considering a takeover over U.S. food catering rival Aramark, Bloomberg reported on Wednesday, sending the latter's shares up sharply in aftermarket trade. Sodexo, who recently catered to the 2024 Olympics in Paris, is seeking to expand further into international markets. Aramark has a market capital of \$9.83 billion. (inv)

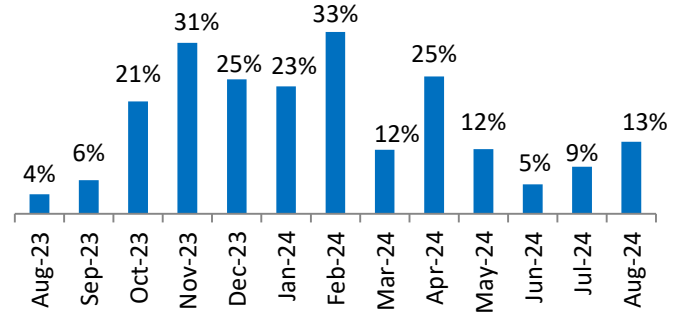
Top 5 Nifty Gainers	25-Sep	24-Sep	Var(%)
POWERGRID	364	350	3.9%
AXISBANK	1268	1240	2.3%
NTPC	436	428	1.9%
GRASIM	2662	2619	1.6%
BAJAJFINSV	1929	1905	1.3%
Top 5 Nifty Losers	25-Sep	24-Sep	Var(%)
LTIM	6103	6344	-3.8%
TECHM	1603	1637	-2.1%
TATACONSUM	1190	1212	-1.8%
TATAMOTORS	964	977	-1.4%
TITAN	3737	3785	-1.3%

BSE Index Watch	Last	1 day	1 wk	1 mth	1 yr
SENSEX	85170	0.3%	2.7%	4.2%	29.2%
MIDCAP	49356	-0.5%	1.0%	1.5%	53.9%
SMLCAP	57276	-0.3%	0.6%	2.7%	53.9%
AUTO	60583	-0.3%	4.1%	3.3%	64.2%
BANKEKX	61372	0.3%	2.6%	5.4%	22.5%
Capital Goods	74066	-0.3%	1.8%	0.8%	58.6%
FMCG	23773	-0.5%	1.0%	2.6%	26.7%
Health Care	44168	-0.1%	0.9%	4.8%	59.1%
IT	42486	-0.6%	-0.4%	0.1%	30.4%
METAL	33208	0.4%	4.9%	1.1%	45.6%
Oil & Gas	30980	0.0%	1.7%	-4.8%	63.0%
Power	8768	0.9%	5.1%	5.9%	89.5%
Realty	8829	0.7%	6.3%	9.1%	92.9%

NSE USD Futures	25-Sep	24-Sep	Var (%)
Sept Expiry (Rs./\$)	83.62	83.69	-0.1%
Oct Expiry (Rs./\$)	86.19	86.19	0.0%
Total Turnover (Rs. Crore)	9497	4647	104%

Sectors	TTM PE
Auto	34.58
Auto Ancillary	55.25
Banking	15.15
Engineering	44.72
Cement	87.41
Diamonds & Jewellery	53.18
Housing Finance	27.71
Infrastructure & Const	35.99
Metals-Aluminium	39.33
Metal – Steel	20.01
Oil Expl.	15.1
Pharma	11.33
Power – Gen. Supp.	46.49
Information Tech.	28.14
Sugar	24.92
Telecom Serv. Prov.	90.19
Tyres	28.42

**TVS Motors Monthly Volume Growth (YoY)**  
(Source: Company Data)



10 year G-Sec Yield	Current	Previous	Change
US	3.78%	3.78%	(0) bps
Japan	0.84%	0.82%	2 bps
India	6.74%	6.76%	(2) bps
UK	3.99%	3.94%	5 bps
Libor 3 Mths	4.92%	4.93%	(1) bps

Indian Eco Data	Current	Previous	Var(%)
Forex Reserve (US\$ in bn)	654	652	0.3%
Inflation - WPI	1.31%	2.04%	(73) bps
Inflation - CPI	3.65%	3.60%	5 bps

India GDP Growth	Q1FY25	Q4FY24	Var(%)
	6.70%	7.76%	(106)bps

Monetary Policy	Current	Previous	Change
Repo Rate	6.50%	6.50%	0 bps
Reverse Repo Rate	3.35%	3.35%	0 bps
CRR	4.50%	4.50%	0 bps
O/S Banking System Liquidity (Rs bn)	-40	-514	474.3

IIP Growth %	Jul-24	Jul-23	Apr-Feb
IIP	4.8	6.2	5.5
Mining	3.7	10.7	6.8
Manufacturing	4.6	5.3	4.5
Electricity	7.9	8.0	9.0



**Bulk Deal As On 25/09/24**

BSE

Security Code	Security Name	Client Name	Deal	Quantity	Price
539773	ADVIKCA	NISHCHAYA TRADINGS PRIVATE LIMITED	B	3463992	2.99
538351	AFEL	KAUSHAL HITESHBHAI PARIKH	S	265686	16
538351	AFEL	KAUSHAL HITESHBHAI PARIKH	B	200000	16
538351	AFEL	POOJA KOCHAR	S	168309	16
538351	AFEL	SEIFER RICHARD MASCARENHAS	B	100000	15.99
539455	ARYAVAN	MULTIPLIER SHARE & STOCK ADVISORS PRIVATE LIMITED	S	30000	50.78
543439	BRANDBUCKT	CREATEROI FINANCIAL CONSULTANCY PRIVATE LIMITED.	B	168000	15.28
542678	CHCL	MULTIPLIER SHARE & STOCK ADVISORS PRIVATE LIMITED	B	184000	5.24
539770	DARJEELING	MULTIPLIER SHARE & STOCK ADVISORS PRIVATE LIMITED	B	34570	12.22
539559	DDIL	BHAVISHYA ECOMMERCE PRIVATE LIMITED	S	507014	10.16
539559	DDIL	BHAVISHYA ECOMMERCE PRIVATE LIMITED	B	240976	10.05
543516	DHYAANITR	ANILBHASKARREDDYPASAM	B	28000	21.1
543516	DHYAANITR	ARVIND GAUR	S	33600	25.95
543516	DHYAANITR	ARVIND GAUR	B	39200	24.95
543516	DHYAANITR	DIPTIBEN MUKESHBHAI PATEL	B	22400	21.61
543516	DHYAANITR	KRISHNA TRADE FINANCE	S	140000	23.75
543516	DHYAANITR	PRITI CHAUDHARY	S	22400	25.35
543516	DHYAANITR	USHA RANI	B	36400	25
543272	EASEMYTRIP	IRAGE BROKING SERVICES LLP	S	9243042	36.74
543272	EASEMYTRIP	IRAGE BROKING SERVICES LLP	B	1572799	36.05
543663	FIVESTAR	DURO INDIA OPPORTUNITIES FUND PTE LTD FDI	S	552189	824
543663	FIVESTAR	GOLDMAN SACHS (SINGAPORE) PTE.- ODI	B	552189	824
539041	GANVERSE	SANGEETA PAREEKH	S	225000	51.59
530615	GARGFUR	KAPUR AJAY	S	32500	332.31
513536	GNRL	CLEAR WATER COMMODITIES PRIVATE LIMITED	S	403272	21.6
513536	GNRL	LUXURIOUS INLAND DEVELOPERS LLP	B	2006505	21.6
513536	GNRL	SHAURYA ORGANICS PRIVATE LIMITED	S	405000	21.6
505336	HARSHILAGR	TATTVAM KANUBHAI PATEL	S	75000	73.3
500180	HDFCBANK	BNP PARIBAS FINANCIAL MARKETS	S	3072730	1768.05
500180	HDFCBANK	UBS PRINCIPAL CAPITAL ASIA LIMITED	B	3072730	1768.05
509895	HINDMILL	YOGESH UTTAMLAL MEHTA	S	10847	242.11
541983	INNOVATIVE	NANDINI ALOK BANSAL	B	74000	19.55
544160	JAYKAILASH	PRIYA KABRA	S	83200	74.79
540515	KANUNGO	HEMANT KUMAR AGARWAL	B	45809	9.46
532889	KPRMILL	K P RAMASAMY	S	10500000	925.12
532889	KPRMILL	SBI MUTUAL FUND	B	9735568	925
524522	LAFFANSQ	SHAH DIPAK KANAYALAL	B	81000	49.4
524522	LAFFANSQ	VENKATTU SRINIVASAN	S	50000	49.69
544073	MCPL	EXPERTPRO REALTY PRIVATE LIMITED	B	56000	136.51
539762	MEAPL	MULTIPLIER SHARE & STOCK ADVISORS PRIVATE LIMITED	S	30000	75.25
539762	MEAPL	PREETI BHAUKA	S	45000	75.25
539762	MEAPL	VAIBHAV JAIN	B	70000	75.25
504378	NYSSACORP	BHUMIKABEN PATEL	S	180000	15.39
504378	NYSSACORP	DHANANJAY CHOUBEY	S	198838	15.39
504378	NYSSACORP	RAFIKBHAI UMARBHAI MALEK	S	210000	15.39
504378	NYSSACORP	SAVAN RAJENDRAKUMAR PATEL	S	119027	15.39
504378	NYSSACORP	SAVAN RAJENDRAKUMAR PATEL	B	305332	15.38
504378	NYSSACORP	SEIFER RICHARD MASCARENHAS	S	300000	15.39

540198	OSIAJEE	AMIT SHARMA	B	28000	47.49
544141	PESB	RESPONSE FABRICS INDIA PRIVATE LIMITED	B	99200	214
544141	PESB	SHARE INDIA SECURITIES LIMITED	S	99200	214
500331	PIDILITIND	AJAY BALVANTRAY PAREKH	S	900000	3262
500331	PIDILITIND	THE VACUUM FORMING COMPANY PRIVATE LIMITED	B	900000	3262
526490	PRATIK	MNM STOCK BROKING PVT. LTD.	B	360129	6
512217	PRISMMEDI	SHALIN MAHESHBHAI SHAH	S	38269	29.67
512591	PULSRIN	ATULKUMAR RANCHHODHAI PATEL	S	500000	16.42
512591	PULSRIN	COMFORT ADVERTISING PVT LTD	S	132495	16.94
512591	PULSRIN	COMFORT ADVERTISING PVT LTD	B	588200	16.41
541601	RAJNISH	ABHINAV COMMOALES	S	2616502	3.64
541601	RAJNISH	ABHINAV COMMOALES	B	4700000	3.89
541601	RAJNISH	AZMAT TRADERS LLP	S	5659196	3.88
531228	RANDER	ALOK KNIT EXPORTS LIMITED	S	65295	9.15
540175	REGENCY	DHULL TRADING PRIVATE LIMITED	S	350000	20.9
540175	REGENCY	MADHURI HOLDINGS LIMITED	B	549540	21
540175	REGENCY	NISCHAY MARWHA	S	310000	21.16
540175	REGENCY	NISCHAY MARWHA	S	300000	20.77
540175	REGENCY	SKG ASSET MANAGEMENT PRIVATE LIMITED	B	280019	20.45
544257	SAFE	MULTIPLIER SHARE & STOCK ADVISORS PRIVATE LIMITED	B	54000	61.35
511754	SAHLIBHFI	BNP PARIBAS FINANCIAL MARKETS	B	50000	780
531930	SARTHAKIND	VIJAY KUMAR BHAIYA	S	89556	35.71
538875	SELLWIN	VISHAL CHINUBHAI SUTHAR HUF	S	269082	26.5
543515	SEML	TRIPURARI DEALTRADE PRIVATE LIMITED	S	136500	40.12
500285	SPICEJET	MANSI SHARE & STOCK ADVISORS PRIVATE LIMITED	S	9315139	62.47
500285	SPICEJET	MANSI SHARE & STOCK ADVISORS PRIVATE LIMITED	B	10721509	63.13
500285	SPICEJET	SOCIETE GENERALE	S	8356757	62.9
500285	SPICEJET	SOCIETE GENERALE	B	940912	62.43
500285	SPICEJET	VIKASA INDIA EIF I FUND	S	10000000	63.13
540914	SRUSTEELS	SETU SECURITIES PVT. LTD.	B	150000	12.06
540914	SRUSTEELS	SYLPH TECHNOLOGIES LIMITED	S	200000	12.05
538733	STARLIT	PCM POWER GENERATION PRIVATE LIMITED	S	84696	3.61
543828	SUDARSHAN	BISHWANATH PRASAD AGRAWAL	B	139200	412.41
543828	SUDARSHAN	SAROJ GUPTA	S	75200	424.35
543828	SUDARSHAN	SAROJ GUPTA	B	150400	411
530795	SUNCITYSY	STANLEY EVERESTANTONY MENEZES	S	40000	21.7
543914	SWATIPRO	NAND KISHORE LADHA	S	109000	187.1
531396	WOMENNET	POONAM P JAIN	B	25369	9.04
511018	ZMILGFIN	INVENTURE GROWTH & SECURITIES LTD.	S	200000	37.29

NSE

Security Code	Security Name	Client Name	Deal	Quantity	Price
ABIN-RE	A B Infrabuild Limited	AMIT BHOLANATH MISHRA	SELL	1092250	50.86
ABIN-RE	A B Infrabuild Limited	ANANT WEALTH CONSULTANTS PRIVATE LIMITED	BUY	162500	51
ABIN-RE	A B Infrabuild Limited	JITENDRA RASIKLAL SANGHAVI	BUY	106000	51
ABIN-RE	A B Infrabuild Limited	NARESH GOPANI	BUY	165000	50.57
ABIN-RE	A B Infrabuild Limited	NIMESH SAHADEO SINGH	BUY	778500	48.03
ABIN-RE	A B Infrabuild Limited	SAVITA AMIT MISHRA	SELL	430750	45.74
ABIN-RE	A B Infrabuild Limited	YOGESH RASIKLAL SANGHAVI HUF	BUY	170000	51
ABIN-RE	A B Infrabuild Limited	YOGESHKUMAR RASIKLAL SANGHAVI	BUY	150000	51.02
BGREENERGY	BGR Energy Systems Ltd	PREMIUM NARMADA SECURITIES AND BROKING PVT LTD	BUY	545098	49.34
BOSS	Boss Packaging Solu Ltd	ELITE BUSINESSMEN SERVICES	BUY	26000	66.89
CAPACITE	Capacite Infraproject Ltd	RAHUL RAMNATH KATYAL	SELL	375000	396
CAPACITE	Capacite Infraproject Ltd	SUBIR MALHOTRA	BUY	375000	396
COOLCAPS	Cool Caps Industries Ltd	H AND K REALESTATE LLP	SELL	60000	421.69
COOLCAPS	Cool Caps Industries Ltd	LIFEWOOD SHOPPERS PRIVATE LIMITED	SELL	161500	419.85
COOLCAPS	Cool Caps Industries Ltd	TIMELY FINANCIAL CONSULTANTS PRIVATE LIMITED	SELL	123750	410.91
DESTINY	Destiny Logistics & I Ltd	RAVINDRA NAUPATLAL SAKLA	BUY	84000	113.23
DEVIT	Dev Info Technology Ltd	NEW BERRY ADVISORS LTD	BUY	120000	146.83
DURLAX	Durlax Top Surface Ltd	SOMANI VENTURES AND INNOVATIONS LIMITED	BUY	102000	67.85
EASEMYTRIP	Easy Trip Planners Ltd	CORE4 MARCOM PRIVATE LIMITED	BUY	50000000	37.95
EASEMYTRIP	Easy Trip Planners Ltd	CRAFT EMERGING MARKET FUND PCC- ELITE CAPITAL FUND	BUY	10500000	34.25
EASEMYTRIP	Easy Trip Planners Ltd	NISHANT PITTI	SELL	67357201	37.42
EASEMYTRIP	Easy Trip Planners Ltd	NISHANT PITTI	SELL	10000000	38.28
EASEMYTRIP	Easy Trip Planners Ltd	NISHANT PITTI	SELL	169192632	37.22
EDELWEISS	Edelweiss Fin Serv Ltd	EDELWEISS EMPLOYEES WELFARE TRUST	SELL	1837000	136.05
EDELWEISS	Edelweiss Fin Serv Ltd	MADHUSILICA PVT.LTD.	BUY	1837000	136.05
EXCELLENT	Excellent Wires N Pack L	MULTIPLIER SHARE & STOCK ADVISORS PRIVATE LIMITED	SELL	36800	73.9
GATECH	GACM Technologies Limited	RACHIT PODDAR	SELL	8505468	0.99
INNOMET	Innomet Advanced Materi L	CINCO STOCK VISION LLP	SELL	200400	254.45
JALAN	Jalan Transolu. India Ltd	PARTHA PRATIM ROYCHOWDHURY	SELL	87000	5.17
JFLLIFE	JFL Life Sciences Limited	NATHABHAI BHIKHABHAI PATEL HUF	BUY	60000	24.5
MAXPOSURE	Maxposure Limited	AUGMENTA VALUE TRUST - SCHEME 1	BUY	140000	128.93
MOS	Mos Utility Limited	EBENE GLOBAL OPPORTUNITY FUND	BUY	400000	359
NDL	Nandan Denim Limited	CHIRIPAL EXIM LLP	SELL	7500000	7.2
ORIENTTECH	Orient Technologies Ltd	SHYAMSAKHA BROKING SERVICES PRIVATE LIMITED	BUY	250000	290
OSIAHYPER	Osia Hyper Retail Ltd	MULTIPLIER SHARE & STOCK ADVISORS PRIVATE LIMITED	SELL	686008	47.55
PSFL	Paramount Speciali Forg L	ASTORNE CAPITAL VCC ARVEN	SELL	134000	85.77
PSFL	Paramount Speciali Forg L	INDIA EQUITY FUND 1	BUY	180000	86.19
PSFL	Paramount Speciali Forg L	NAV CAPITAL VCC - NAV CAPITAL EMERGING STAR FUND	SELL	174000	85.39
PSFL	Paramount Speciali Forg L	VINOD KUMAR	BUY	200000	83
PELATRO	Pelatro Limited	VIJIT GLOBAL SECURITIES PRIVATE LIMITED	SELL	99600	303.15
PRAXIS	Praxis Home Retail Ltd	SAAJAN SUBHASH RATHOD	BUY	1130000	25.02
PRAXIS	Praxis Home Retail Ltd	SURPLUS FINVEST PRIVATE LIMITED	SELL	1500000	25.02
PRAXIS	Praxis Home Retail Ltd	THOMSON AND WYMAN ENTERPRISES PRIVATE LIMITED	BUY	654704	25.02
PNC	Pritish Nandy Comm. Ltd.	J P INVESTMENTS	SELL	96593	79.3
PNC	Pritish Nandy Comm. Ltd.	PAREKH HASMUKH	SELL	125000	77.8

RHFL	Reliance Home Finance Ltd	MULTIPLIER SHARE & STOCK ADVISORS PRIVATE LIMITED	BUY	2700000	5.05
SIGNPOST	Signpost India Limited	PRAMINA SUCHANTI	SELL	285000	262.49
SKIPPERPP	Skipper Limited	BHAGAT SANJAY VINOD	BUY	100000	338.67
SPPPOLY	SPP Poly mer Limited	MANSI SHARE AND STOCK ADVISORS PVT LTD	SELL	96000	47.9
SSFL-RE	Shivari Spices and Foods	RATHI NARAYAN DAS	SELL	27400	70.42
SUPREMEINF	Supreme Infrastructure In	MULTIPLIER SHARE & STOCK ADVISORS PRIVATE LIMITED	BUY	175000	96.69
SGIL-RE	Synergy Green Ind. Ltd	VENDAVALI SHRINIVASA REDDY	SELL	8471	83.78
TARMAT	Tarmat Limited	UMESH PARASMAL PAGARIYA	SELL	257664	87
TARMAT	Tarmat Limited	VERTOZ ADVERTISING LIMITED	BUY	443833	87.19
UNIHEALTH	Unihealth Consultancy Ltd	THERMO PADS PRIVATE LIMITED	BUY	100000	158.1
VIPULLTD	Vipul Limited	SETU SECURITIES PRIVATE LIMITED	SELL	1371000	35.02



**Disclosure:**

Research Reports that are published by Nirmal Bang Securities Private Limited (hereinafter referred to as "NBSPL") are for private circulation only. NBSPL is a registered Research Analyst under SEBI (Research Analyst) Regulations, 2014 having Registration no. INH000001766. NBSPL is also a registered Stock Broker with National Stock Exchange of India Limited, BSE Limited, Metropolitan Stock Exchange of India Limited, Multi Commodity Exchange of India Limited and , National Commodity and Derivative Exchange Limited in Capital Market , Equity and Commodities derivatives segments and Currency Derivatives Segment .

NBSPL has other business divisions with independent research teams separated by Chinese walls, and therefore may, at times, have different or contrary views on stocks and markets.

NBSPL or its associates have not been debarred / suspended by SEBI or any other regulatory authority for accessing / dealing in securities Market since last 20 years. NBSPL, its associates or analyst or his relatives do not hold any financial interest (Except Investment) in the subject company. NBSPL or its associates or Analyst do not have any conflict or material conflict of interest at the time of publication of the research report with the subject company. NBSPL or its associates or Analyst or his relatives may or may not hold beneficial ownership of 1% or more in the subject company at the end of the month immediately preceding the date of publication of this research report.

NBSPL or its associates / analyst has not received any compensation / managed or co-managed public offering of securities of the company covered by Analyst during the past twelve months. NBSPL or its associates have not received any compensation or other benefits from the company covered by Analyst or third party in connection with the research report. Analyst has not served as an officer, director or employee of Subject Company. NBSPL / analyst has not been engaged in market making activity of the subject company.

**Analyst Certification:** The research analysts and authors of these reports, hereby certify that the views expressed in this research report accurately reflects my/our personal views about the subject securities, issuers, products, sectors or industries. It is also certified that no part of the compensation of the analyst(s) was, is, or will be directly or indirectly related to the inclusion of specific recommendations or views in this research. The analyst(s) principally responsible for the preparation of this research report and has taken reasonable care to achieve and maintain independence and objectivity in making any recommendations.

**Disclaimer:**

The Research Report is for the personal information of the authorized recipient and does not construe to be any investment, legal or taxation advice. NBSPL is not soliciting any action based upon it. Nothing in the research report shall be construed as a solicitation to buy or sell any security or product, or to engage in or refrain from engaging in any such transaction. In preparing the research report, we did not take into account the investment objectives, financial situation and particular needs of the reader.

The research report has been prepared for the general use of the clients of NBSPL and must not be copied, either in whole or in part, or distributed or redistributed to any other person in any form. If you are not the intended recipient you must not use or disclose the information in the research report in any way. Though disseminated to all the customers simultaneously, not all customers may receive the research report at the same time. NBSPL will not treat recipients as customers by virtue of their receiving the research report. The research report is not directed or intended for distribution to or use by any person or entity resident in a state, country or any jurisdiction, where such distribution, publication, availability or use would be contrary to law, regulation or which would subject NBSPL & its group companies to registration or licensing requirements within such jurisdictions.

The report is based on the information obtained from sources believed to be reliable, but we do not make any representation or warranty that it is accurate, complete or up-to-date and it should not be relied upon as such. We accept no obligation to correct or update the information or opinions in it. NBSPL or any of its affiliates or employees shall not be in any way responsible for any loss or damage that may arise to any person from any inadvertent error in the information contained in the research report. NBSPL or any of its affiliates or employees do not provide, at any time, any express or implied warranty of any kind, regarding any matter pertaining to this report, including without limitation the implied warranties of merchantability, fitness for a particular purpose, and non-infringement. The recipients of the research report should rely on their own investigations.

This information is subject to change without any prior notice. NBSPL reserves its absolute discretion and right to make or refrain from making modifications and alterations to this statement from time to time. Nevertheless, NBSPL is committed to providing independent and transparent recommendations to its clients, and would be happy to provide information in response to specific client queries.

Before making an investment decision on the basis of research report, the reader needs to consider, with or without the assistance of an adviser, whether the advice is appropriate in light of their particular investment needs, objectives and financial circumstances. There are risks involved in securities trading. The price of securities can and does fluctuate, and an individual security may even become valueless. International investors are reminded of the additional risks inherent in international investments, such as currency fluctuations and international stock market or economic conditions, which may adversely affect the value of the investment. Opinions expressed are subject to change without any notice. Neither the company nor the director or the employees of NBSPL accept any liability whatsoever for any direct, indirect, consequential or other loss arising from any use of the research report and/or further communication in relation to the research report. Here it may be noted that neither NBSPL, nor its directors, employees, agents or representatives shall be liable for any damages whether direct or indirect, incidental, special or consequential including lost revenue or lost profit that may arise from or in connection with the use of the information contained in the research report.

Copyright of this document vests exclusively with NBSPL.

Our reports are also available on our website

Registration granted by SEBI and certification from NISM in no way guarantee performance of NBSPL or provide any assurance of returns to investors.

**Nirmal Bang Research (Division of Nirmal Bang Securities Pvt. Ltd.)**

B-2, 301/302, Marathon Innova,  
Opp. Peninsula Corporate Park  
Off. Ganpatrao Kadam Marg  
Lower Parel(W), Mumbai-400013  
Board No. : 91 22 6723 8000/8001  
Fax. : 022 6723 8010